

Effects of density imbalance on the BCS-BEC crossover in semiconductor electron-hole bilayers

 P. Pieri,¹ D. Neilson,^{1,2} and G. C. Strinati¹
¹*Dipartimento di Fisica, Università di Camerino, I-62032 Camerino, Italy*
²*School of Physics, University of New South Wales, Sydney 2052, Australia*

(Received 17 January 2007; published 6 March 2007)

We study the occurrence of excitonic superfluidity in electron-hole bilayers at zero temperature. We not only identify the crossover in the phase diagram from the BCS limit of overlapping pairs to the BEC limit of nonoverlapping tightly bound pairs but also, by varying the electron and hole densities *independently*, we can analyze a number of phases that occur mainly in the crossover region. With different electron and hole effective masses, the phase diagram is asymmetric with respect to excess electron or hole densities. We propose, as the criterion for the onset of superfluidity, the jump of the electron and hole chemical potentials when their densities cross.

 DOI: [10.1103/PhysRevB.75.113301](https://doi.org/10.1103/PhysRevB.75.113301)

PACS number(s): 73.21.Ac, 03.75.Hh, 03.75.Ss

There is a growing interest in the physics of the BCS-BEC crossover, owing to the recent experimental advances with trapped Fermi atoms. With the use of Fano-Feshbach resonances, this crossover has been observed with fermionic ⁶Li and ⁴⁰K atoms¹ which become composite bosons in the BEC limit. Although trapped atoms represent an ideal testing ground for a fundamental understanding of the BCS-BEC crossover, technological applications exploiting the occurrence of condensates will most probably rely on semiconductor systems. In these systems, excitons made up of electrons and holes play the role of composite bosons.

Excitonic systems were in fact the first to be proposed for the BCS-BEC crossover,² as an extension of the excitonic condensation phenomenon.³ Subsequently, spatially separated electron-hole systems were proposed,^{4,5} to avoid the fast electron-hole recombination which hinders BEC in the bulk. Particularly promising for the generation of excitonic BEC (Refs. 6–8) are the bilayer quantum-well systems,^{9–12} with the electrons and holes separated by a distance d . Technological advances have made it possible to *independently* contact the two layers in GaAs separated by an AlGaAs barrier of thickness down to 15 nm.¹³ A very promising development is the reported fabrication of a fully undoped electron-hole bilayer device.¹⁴ This leads to superior control of the independent carrier densities and the capability of ultralow densities. Also, the reduced disorder favors excitonic condensation.¹⁵ The value $d=50$ nm of the present devices is too wide, but our calculations indicate that a reduction of d by a factor of 2 would be sufficient to generate the various phases discussed in this paper. Devices with smaller d are foreshadowed in Ref. 14.

In this paper, we consider the BCS-BEC crossover in electron-hole bilayers when the densities of the electrons and holes are varied independently of each other. The effect of the density imbalance resembles that of a magnetic field in a superconductor (disregarding orbital effects) first considered by Sarma.¹⁶ The specific system we shall consider as an example is GaAs-AlGaAs.

Recent experiments with population imbalance in ultracold trapped Fermi atoms¹⁷ have stimulated a considerable amount of theoretical work on two-component Fermi systems with density imbalance.^{18,19} Emphasis has been placed

on the possible occurrence of exotic phases in addition to the ordinary BCS pairing.^{18,20,21} However, in these systems the presence of a trap and their charge neutrality inhibit the occurrence of the exotic phases, and so far only phase separation between a superfluid core with equally matched populations and an outer normal phase has been detected.

Electron-hole bilayers may offer a better opportunity of observing such exotic phases because the Coulomb repulsion within each layer acts to suppress phase separation.²² In addition, we find that the different electron and hole effective masses in GaAs, m_e and m_h , and also the nonlocal nature of the electron-hole attraction both favor the occurrence of exotic phases. These include the Sarma phase with one or two Fermi surfaces, and the Fulde-Ferrell-Larkin-Ovchinnikov (FFLO) phase.²³ The relative extension of these phases is quite asymmetric between an imbalance with more holes and an imbalance with more electrons. We also find that in the superfluid phase the separate electron and hole chemical potentials display a *jump* when reversing the population imbalance from more electrons to more holes, while in the normal phase no jump occurs. Detection of this jump could thus serve to identify superfluid character in a system.

The electron-hole bilayer system is described by the grand-canonical Hamiltonian:

$$K = \sum_{\mathbf{k}, \sigma} \xi_{\mathbf{k}\sigma} c_{\mathbf{k}\sigma}^\dagger c_{\mathbf{k}\sigma} + \frac{1}{2\Omega} \sum_{\mathbf{k}, \mathbf{k}', \mathbf{q}, \sigma, \sigma'} V_{\mathbf{k}-\mathbf{k}'}^{\sigma\sigma'} \times c_{\mathbf{k}+\mathbf{q}/2\sigma}^\dagger c_{-\mathbf{k}+\mathbf{q}/2\sigma'}^\dagger c_{-\mathbf{k}'+\mathbf{q}/2\sigma'} c_{\mathbf{k}'+\mathbf{q}/2\sigma}. \quad (1)$$

Here, \mathbf{k} , \mathbf{k}' , and \mathbf{q} are two-dimensional wave vectors in the layers, Ω is the quantization volume (surface area), $c_{\mathbf{k}\sigma}^\dagger$ ($c_{\mathbf{k}\sigma}$) are the creation (destruction) operators for electrons (e) and holes (h) distinguished by $\sigma=(e, h)$, the $\xi_{\mathbf{k}\sigma} = \epsilon_{\mathbf{k}\sigma} - \mu_\sigma$ are the band dispersions with chemical potentials μ_σ for electrons and holes, $\epsilon_{\mathbf{k}e} = \mathbf{k}^2/(2m_e) + E_g$ and $\epsilon_{\mathbf{k}h}(\mathbf{k}) = \mathbf{k}^2/(2m_h)$. The semiconductor band gap E_g can be reabsorbed in the electron chemical potential. Explicit spin quantum numbers are omitted.

We have carried out our calculations in the zero-temperature limit, where a mean-field description of the BCS-BEC crossover is appropriate even in two

dimensions.²⁴ Following Refs. 10 and 15 we use an unscreened electron-hole attractive potential $V_k^{\text{eh}} = -2\pi e^2 \text{exp} \times (-kd)/(k\epsilon)$, where ϵ is the background dielectric constant. The standard approximations with full single-particle screening are not applicable across the entire BCS-BEC crossover which carries the system from fermionic to bosonic. Furthermore, screening is less effective in the superfluid phase because of the excitation gap.¹⁰

In the present calculation we neglect the intralayer Coulomb repulsions V^{ee} and V^{hh} . In the absence of density imbalance, V^{ee} and V^{hh} can be readily included in a mean-field treatment,¹⁰ but when the densities are imbalanced, including V^{ee} and V^{hh} in the mean field requires a detailed knowledge of how overall charge neutrality is attained. This is in order to avoid divergence of the Hartree term. This depends on the specific engineering configuration of the device, and therefore in the interests of generality we drop V^{ee} and V^{hh} here. When the densities are equal we can compare with Ref. 10, and we have verified that omitting V^{ee} and V^{hh} reduces the size of the gap by an amount no larger than 30%. As a separate issue, and as we have already noted, intralayer repulsion should stabilize the system against phase separation. For this reason, we exclude the possibility of phase separation from our discussion of the phase diagram.

The relevant mean-field equations to be solved for the variables μ_e , μ_h , and the (*s*-wave) gap function $\Delta_{\mathbf{k}}$ are

$$\Delta_{\mathbf{k}} = -\frac{1}{\Omega} \sum_{\mathbf{k}'} V_{\mathbf{k}-\mathbf{k}'}^{\text{eh}} \frac{\Delta_{\mathbf{k}'}}{2E_{\mathbf{k}'}} [1 - f(E_{\mathbf{k}'}^+) - f(E_{\mathbf{k}'}^-)], \quad (2)$$

$$n_{\text{e,h}} = \frac{1}{\Omega} \sum_{\mathbf{k}} \{u_{\mathbf{k}}^2 f(E_{\mathbf{k}}^{\pm}) + v_{\mathbf{k}}^2 [1 - f(E_{\mathbf{k}}^{\mp})]\}, \quad (3)$$

where $f(E) = \Theta(-E)$ is the Fermi function at zero temperature, $E_{\mathbf{k}} = \sqrt{\xi_{\mathbf{k}}^2 + \Delta_{\mathbf{k}}^2}$ with $\xi_{\mathbf{k}} = (\xi_{\mathbf{k}}^{\text{e}} + \xi_{\mathbf{k}}^{\text{h}})/2$, and $E_{\mathbf{k}}^{\pm} = E_{\mathbf{k}} \pm \delta\xi_{\mathbf{k}}$ with $\delta\xi_{\mathbf{k}} = (\xi_{\mathbf{k}}^{\text{e}} - \xi_{\mathbf{k}}^{\text{h}})/2$. In addition, $v_{\mathbf{k}}^2 = 1 - u_{\mathbf{k}}^2 = (1 - \xi_{\mathbf{k}}/E_{\mathbf{k}})/2$. Throughout, we express lengths in units of the effective Bohr radius a_0^* , and energies in units of the effective Rydberg Ry^* .²⁵ In two dimensions the average interparticle spacing is $r_s = [\pi(n_e + n_h)/2]^{-1/2}$.

Figure 1(a) shows the wave-vector dependence of $\Delta_{\mathbf{k}}$ for equal densities, layer separation $d=1$, and several values of r_s . These values of r_s and d are experimentally attainable. The wave-vector position k_{max} of the peak in the gap function evolves from a finite value in the BCS regime (small r_s) toward zero in the BEC regime (large r_s), while the corresponding value Δ_{max} of the gap function attains its maximum for intermediate r_s . This is a generic feature of the density-induced BCS-BEC crossover.²⁶

We have verified for several values of the distance $1 \leq d \leq 4$ that the optimal value of r_s at which Δ_{max} attains its largest value is located close to the value of r_s where the average chemical potential $\mu = (\mu_e + \mu_h)/2$ crosses zero. For $d=1$ this occurs near $r_s=3$. This finding is in line with results for the BCS-BEC crossover with a contact potential in three dimensions, namely, that superfluid properties are more

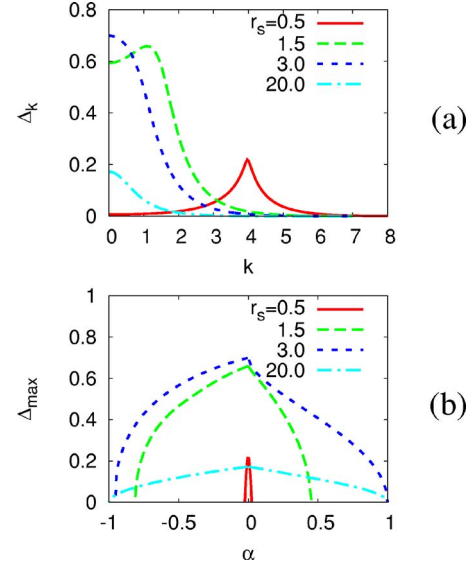


FIG. 1. (Color online) (a) Wave-vector dependence of the gap function for $\alpha=0$, $d=1$, and several values of r_s ; (b) maximum value $\Delta_{\text{max}} = \max\{\Delta_{\mathbf{k}}\}$ vs α for $d=1$ and several values of r_s .

robust in the region located between the Fano-Feshbach resonance and the vanishing of the chemical potential.²⁷ The narrow region lying between the optimal value of r_s and the value corresponding to $\mu=0$ thus identifies the middle of the crossover region between the BCS and BEC regimes for the electron-hole bilayer.

The effect of the density imbalance $\alpha \equiv (n_e - n_h)/(n_e + n_h)$ on Δ_{max} is shown in Fig. 1(b). We see that the density imbalance acts to reduce the magnitude of the energy gap and that it has different effects on the two sides of the crossover. In the BCS regime, the mismatch of the Fermi surfaces for electrons and holes strongly affects the superfluid properties of the system. Superfluidity is lost when the Fermi energies mismatch becomes large compared with the value of Δ_{max} for equal densities. In the BEC regime, the superfluid properties are less sensitive to density imbalance, whose main effect is then to reduce the number of electron-hole pairs.

Figure 2 shows the zero-temperature phase diagram for $d=1$. We can identify various phases using $\Delta_{\mathbf{k}}$, determined from Eq. (2), and the superfluid (mass) density ρ_s . Within mean-field theory and in the zero-temperature limit, ρ_s is given by

$$\rho_s = m_e n_e + m_h n_h - \frac{1}{4\pi} \sum_{j,\lambda} \frac{(k_j^\lambda)^3}{\left| \frac{dE_{\mathbf{k}}^\lambda}{dk} \right|_{k=k_j^\lambda}}. \quad (4)$$

Here, k_j^λ is the j th zero of $E_{\mathbf{k}}^\lambda = 0$ with $\lambda = (+, -)$. [For positive (negative) density imbalance only $E_{\mathbf{k}}^+$ ($E_{\mathbf{k}}^-$) has zeros, while no zero occurs for $\alpha=0$.]

The normal phase (N) corresponds to the trivial solution $\Delta_{\mathbf{k}}=0$. The Sarma phases corresponds to nonvanishing $\Delta_{\mathbf{k}}$ when $\alpha \neq 0$ and positive superfluid density ρ_s . S1 and S2

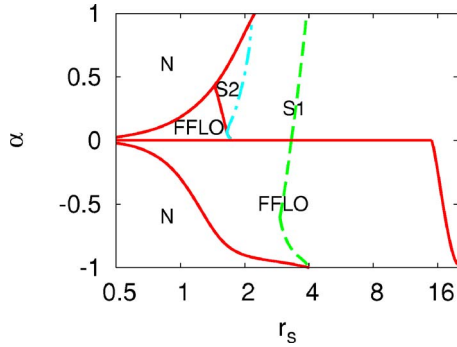


FIG. 2. (Color online) Zero-temperature phase diagram for $d=1$, showing the stability domains of the different phases: normal (N), Sarma (S1 and S2), and FFLO. The dashed line corresponds to the curve $\mu=0$, and the dash-dotted line separates the S1 and S2 phases. Note the logarithmic scale for r_s .

denote the Sarma phases for one and two Fermi surfaces, respectively. There will be one zero of E_k^λ ($j=1$) for the S1 phase (one Fermi surface), and two zeros ($j=1, 2$) for the S2 phase (two Fermi surfaces). Sometimes, the Sarma S2 phase is called the “breached-pair” phase after Ref. 20. A negative value of ρ_s in Eq. (5) indicates that the Sarma phase is unstable toward a phase with a spontaneously generated superfluid current, which we associate^{28,29} with the FFLO phase. We have verified that the Sarma phase, whenever it exists, is always lower in energy with respect to the normal phase. (We recall in this respect that our calculation is at fixed density imbalance, while the original Sarma calculation was at fixed chemical potentials.)

The most prominent feature of Fig. 2 is the marked dependence of the phase diagram on the sign of α .³⁰ In particular, while the boundary of the normal phase does not depend appreciably on the sign of α , the region of stability of the Sarma phase with respect to the FFLO phase depends dramatically on the sign. For $\alpha < 0$, the phase diagram is dominated by the FFLO phase, with the Sarma (S1) phase being confined to the extreme BEC region, while for $\alpha > 0$, the FFLO phase is compressed into the region of small r_s .

Such an asymmetry can be understood in terms of the relevant dispersion E_k^+ (E_k^-) for positive (negative) α . Due to the mass difference, the term $2\delta\xi_k$ which is added (subtracted) to E_k makes the dispersion E_k^+ (E_k^-) steeper (flatter) with respect to the case of equal masses. As it is clear from the last term in Eq. (4), a flatter dispersion will make the superfluid density more negative, thus replacing the Sarma phase with the FFLO phase. The opposite occurs for positive α , when the relevant dispersion becomes steeper.

In this part of the phase diagram there is some room even for the S2 Sarma phase. So far, this phase was found in the literature to be very fragile, being invariably replaced by phase separation or by the development of a FFLO phase.^{20,28,31} Here, the concurrence of several favorable factors, the mass difference, the wave-vector dependence of the gap, and the intralayer Coulomb repulsion, all serve to stabilize the S2 Sarma phase in an appreciable region of the phase diagram.

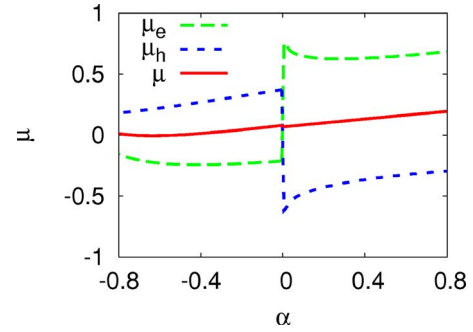


FIG. 3. (Color online) Zero-temperature electron (μ_e) and hole (μ_h) chemical potentials vs α for $d=1$ and $r_s=3$. The average chemical potential μ is also shown.

We note that the largest number of phases occurs for intermediate values of r_s (say, $r_s=1.5-3$), corresponding to the smooth crossover region between the BCS and BEC limits for $\alpha=0$. For nonzero α , several transition lines can be crossed in this region by varying α or r_s . This is thus the most fertile region to be explored experimentally, also because we recall in the same region Δ_{\max} is largest and the superfluidity most robust.

In this respect, the behavior of the separate chemical potentials μ_e and μ_h vs α can serve to reveal the appearance of a finite value for the gap Δ . This is because μ_e and μ_h must show a jump across $\alpha=0$ in order to sustain a finite density imbalance in the superfluid phase. This behavior is shown in Fig. 3 for $d=1$ and $r_s=3$, when $\mu_e(\alpha=0^+) - \mu_e(\alpha=0^-) \approx 2\Delta_{\max}$. The possible instability toward the FFLO phase we discussed above should not affect the occurrence of this jump. Physical quantities obtained for the Sarma and the FFLO phases should, in fact, merge continuously when α approaches zero, owing to the corresponding vanishing of the modulation wave vector associated with the FFLO phase.²⁹

It is useful to discuss the sensitivity of our results to the parameters used in the calculations. Increasing the distance d will shift the location of the intermediate region where most phases are seen, to larger values of r_s (for $d=2$, e.g., the shift is about a 30%), but it does not alter the shape of the phase diagram. Reducing the mass difference has the effect of contracting the FFLO phase for negative α and expanding it for positive α . This is as expected from the arguments discussed above. However, even for equal masses the phase diagram changes only quantitatively, allowing even in this case some space for the S2 Sarma phase. Finite temperature assists in stabilizing the Sarma phases with respect to the FFLO: the superfluid density is, in fact, quite sensitive to temperature in the presence of density imbalance. We have found, however, that temperatures below 1 K do not appreciably alter the phase diagram in the most interesting intermediate r_s region. Finally, a reduction of the FFLO phase due to the intralayer Coulomb repulsion may occur but this reduction should be limited to the region of large r_s , where the spatial modulation of the gap parameter is expected to be accompanied by a density modulation.

In conclusion, we have shown that electron-hole bilayers are promising candidates for revealing a variety of superfluid phases while traversing the BCS-BEC crossover. Exotic phases such as the FFLO and the S2 Sarma phases which have been so far elusive to experimental detection, should be

notably robust in electron-hole bilayer systems.

This work was partially supported by the Italian MIUR with Contract No. Cofin-2005 “Ultracold Fermi Gases and Optical Lattices.”

-
- ¹M. Bartenstein, A. Altmeyer, S. Riedl, S. Jochim, C. Chin, J. H. Denschlag, and R. Grimm, *Phys. Rev. Lett.* **92**, 120401 (2004); C. A. Regal, M. Greiner, and D. S. Jin, *ibid.* **92**, 040403 (2004); M. W. Zwierlein, C. A. Stan, C. H. Schunck, S. M. F. Raupach, A. J. Kerman, and W. Ketterle, *ibid.* **92**, 120403 (2004).
- ²C. Comte and P. Nozières, *J. Phys. (Paris)* **43**, 1069 (1982); P. Nozières and C. Comte, *ibid.* **43**, 1083 (1982).
- ³L. V. Keldysh and Y. V. Kopayev, *Fiz. Tverd. Tela (Leningrad)* **6**, 2791 (1964) [*Sov. Phys. Solid State* **6**, 2219 (1965)]; L. V. Keldysh and A. N. Kozlov, *Zh. Eksp. Teor. Fiz.* **54**, 978 (1968) [*Sov. Phys. JETP* **27**, 521 (1968)].
- ⁴S. I. Shevchenko, *Fiz. Nizk. Temp.* **2**, 1405 (1976) [*Sov. J. Low Temp. Phys.* **2**, 251 (1976)].
- ⁵Y. E. Lozovik and V. I. Yudson, *Zh. Eksp. Teor. Fiz. Pis'ma Red.* **22**, 556 (1975) [*JETP Lett.* **22**, 274 (1975)]; *Zh. Eksp. Teor. Fiz.* **71**, 738 (1976) [*Sov. Phys. JETP* **44**, 389 (1976)].
- ⁶L. V. Butov, A. C. Gossard, and D. S. Chemla, *Nature (London)* **418**, 751 (2002); A. T. Hammack, M. Griswold, L. V. Butov, L. E. Smallwood, A. L. Ivanov and A. C. Gossard, *Phys. Rev. Lett.* **96**, 227402 (2006); Sen. Yang, A. T. Hammack, M. M. Fogler, L. V. Butov, and A. C. Gossard, *ibid.* **97**, 187402 (2006).
- ⁷M. Kellogg, J. P. Eisenstein, L. N. Pfeiffer, and K. W. West, *Phys. Rev. Lett.* **93**, 036801 (2004); E. Tutuc, M. Shayegan, and D. A. Huse, *ibid.* **93**, 036802 (2004); J. P. Eisenstein, *Science* **305**, 950 (2004).
- ⁸For a review, see J. P. Eisenstein and A. H. MacDonald, *Nature (London)* **432**, 691 (2004).
- ⁹J. Szymański, L. Świerkowski, and D. Neilson, *Phys. Rev. B* **50**, 11002 (1994).
- ¹⁰X. Zhu *et al.*, *Phys. Rev. Lett.* **74**, 1633 (1995).
- ¹¹Z. W. Gortel and L. Świerkowski, *Surf. Sci.* **361/362**, 146 (1996).
- ¹²S. De Palo, F. Rapisarda, and G. Senatore, *Phys. Rev. Lett.* **88**, 206401 (2002).
- ¹³M. Pohl *et al.*, *Appl. Phys. Lett.* **80**, 2105 (2002).
- ¹⁴J. A. Seamons *et al.*, cond-mat/0611220 (unpublished).
- ¹⁵P. B. Littlewood *et al.*, *J. Phys.: Condens. Matter* **16**, S3597 (2004).
- ¹⁶G. Sarma, *J. Phys. Chem. Solids* **24**, 1029 (1963).
- ¹⁷M. W. Zwierlein *et al.*, *Science* **311**, 492 (2006); G. B. Partridge *et al.*, *ibid.* **311**, 503 (2006); Y. Shin, M. W. Zwierlein, C. H. Schunk, A. Schirotzek, and W. Ketterle, *Phys. Rev. Lett.* **97**, 030401 (2006).
- ¹⁸J. Carlson and S. Reddy, *Phys. Rev. Lett.* **95**, 060401 (2005); C.-H. Pao, Shin-Tza Wu, and S.-K. Yip, *Phys. Rev. B* **73**, 132506 (2006); D. E. Sheehy, and L. Radzihovsky, *Phys. Rev. Lett.* **96**, 060401 (2006).
- ¹⁹P. Pieri and G. C. Strinati, *Phys. Rev. Lett.* **96**, 150404 (2006); J. Kinnunen, L. M. Jensen, and P. Törmä, *ibid.* **96**, 110403 (2006); W. Yi and L. M. Duan, *Phys. Rev. A* **73**, 031604(R) (2006); F. Chevy, *Phys. Rev. Lett.* **96**, 130401 (2006); T. N. De Silva and E. J. Mueller, *Phys. Rev. A* **73**, 051602(R) (2006); M. Haque and H. T. C. Stoof, *ibid.* **74**, 011602(R) (2006); J.-P. Martinkainen, *ibid.* **74**, 013602 (2006); C.-C. Chien, Q. Chen, Y. He, and K. Levin, *ibid.* **74**, 021602(R) (2006).
- ²⁰Michael McNeil Forbes, E. Gubankova, W. V. Liu, and F. Wilczek, *Phys. Rev. Lett.* **94**, 017001 (2005).
- ²¹D. T. Son and M. A. Stephanov, *Phys. Rev. A* **74**, 013614 (2006); A. Bulgac, M. McNeil Forbes, and A. Schwenk, *Phys. Rev. Lett.* **97**, 020402 (2006); M. Mannarelli, G. Nardulli, and M. Ruggieri, *Phys. Rev. A* **74**, 033606 (2006).
- ²²L. V. Butov, A. Imamoglu, K. L. Campman, and A. C. Gossard, *Zh. Eksp. Teor. Fiz.* **119**, 301 (2001) [*JETP* **92**, 260 (2001)].
- ²³P. Fulde and R. A. Ferrell, *Phys. Rev.* **135**, A550 (1964); A. I. Larkin and Yu. N. Ovchinnikov, *Zh. Eksp. Teor. Fiz.* **47**, 1136 (1964) [*Sov. Phys. JETP* **20**, 762 (1965)].
- ²⁴P. Nozières and F. Pistolesi, *Eur. Phys. J. B* **10**, 649 (1999).
- ²⁵For GaAs-AlGaAs bilayers, $a_0^* = 12.03$ nm and $Ry^* = 4.64$ meV corresponding to the values $\epsilon = 12.9$ (times the vacuum dielectric constant ϵ_0), $m_e = 0.07$ and $m_h = 0.30$ (in units of the electron mass).
- ²⁶N. Andrenacci, A. Perali, P. Pieri, and G. C. Strinati, *Phys. Rev. B* **60**, 12410 (1999).
- ²⁷N. Andrenacci, P. Pieri, and G. C. Strinati, *Phys. Rev. B* **68**, 144507 (2003).
- ²⁸S. T. Wu and S. Yip, *Phys. Rev. A* **67**, 053603 (2003).
- ²⁹L. He, M. Jin, and P. Zhuang, *Phys. Rev. B* **73**, 214527 (2006), and references therein.
- ³⁰A similar behavior was recently found for ultracold Fermi atoms by M. Iskin and C. A. R. Sá de Melo, *Phys. Rev. Lett.* **97**, 100404 (2006).
- ³¹P. F. Bedaque, H. Caldas, and G. Rupak, *Phys. Rev. Lett.* **91**, 247002 (2003).